



# FY 2010 Indian Affairs' President's Budget

**Mary Jane Miller**  
Director, Office of Budget Management  
National Budget Meeting  
Arlington, VA  
May 12, 2009

# FY 2010 President's Budget

\$2,537M

6.8% above FY 09 enacted level

+\$161M

15.8% above FY 09 Pres Budget

+\$346M

# FY 2010 President's Budget

- Funds Secretarial Priorities
  - Protecting Indian Country (\$30.0M)
  - Advancing Indian Education (\$72.0M)
  - New Energy Frontier (\$5.0M)
  - Tackling Climate Impacts (\$6.0M)
- Funds fixed costs: \$27.9M
  - Assumes only a 2% pay raise
- Maintains most FY09 Congressional Increases

# FY 2010 President's Budget

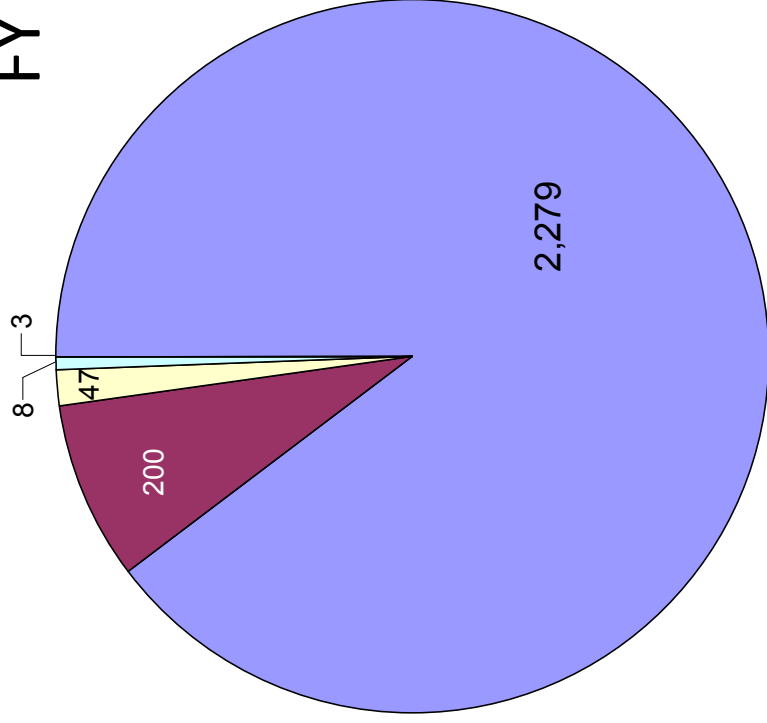


2010 Support to Tribal Priorities				
	FY 2009	FY 2010	CHANGE	
	PRESIDENT'S	PRESIDENT'S	FROM	
Tribal Priorities/Areas of Concern:	BUDGET	BUDGET	FY 2009	
	REQUEST	REQUEST	REQUEST	
Contract Support	147,294	152,794	+5,500	
Indian Self-Determination Fund	0	2,000	+2,000	
Welfare Assistance (includes S. Gov.)	64,491	74,915	+10,424	
Housing Improvement Program	0	12,620	+12,620	
JOM (includes Self Gov. & CTGP)	0	21,425	+21,425	
Scholarships and Adult Education	23,663	34,585	+10,922	
Law Enforcement	229,577	283,152	+53,575	
Tribal Courts	12,047	19,704	+7,657	
Road Maintenance	13,028	26,490	+13,462	
Economic Development Programs	14,143	17,420	+3,277	
Trust-Natural Resources Programs	141,822	160,768	+18,946	
<b>Total Increases from '09 Pres.Bud.</b>			<b>+185,405</b>	

## Other Changes – 10 budget

	\$ in Millions
● Indian Land Consolidation	+\$ 3.0
● Water Rights Negotiaion/Litigat.	+\$ 1.0
● Settlements (3 new)	+\$24.0
● Earmark reductions:	-\$ 1.7
● Replacement School Construct	-\$16.4
● Trust RE (to re-establish ILCA)	-\$ 3.0

# FY 2010 Indian Affairs Budget Request


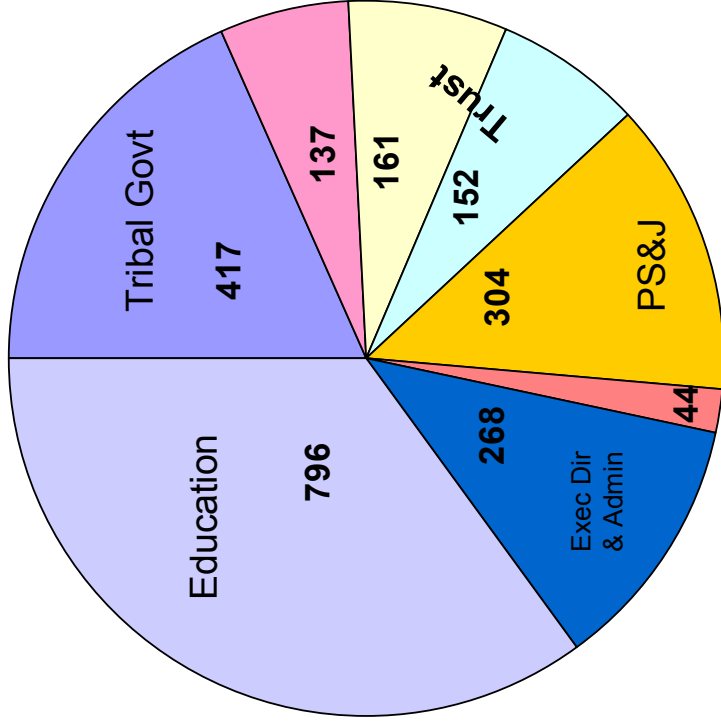


■ OPERATION OF INDIAN PROGRAMS
■ CONSTRUCTION
■ SETTLEMENTS/MISC. PAYMENTS
■ INDIAN GUARANTEED LOAN PROGRAM
■ INDIAN LAND CONSOLIDATION PROGRAM

	FY 2008	NET	FY 2009	NET	FY 2010
	ENACTED	CHANGE	ENACTED	CHANGE	PRESIDENT'S BUDGET
(\$ in Millions)					
OPERATION OF INDIAN PROGRAMS	2,048	+81	2,129	+150	2,279
CONSTRUCTION	204	+14	218	(18)	200
SETTLEMENTS/MISC. PAYMENTS	34	(12)	22	+25	47
INDIAN GUARANTEED LOAN PROGRAM	6	+2	8	+0	8
INDIAN LAND CONSOLIDATION PROGRAM	* [10]		* [0]	+3	3
TOTAL, DIRECT APPROPRIATED FUNDS	2,291	+85	2,376	+161	2,537

Program Changes: OIP: +121M; Construction: -\$16M; Settlements: +26M; ILCA: +3M

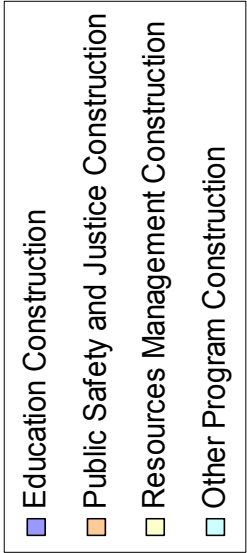
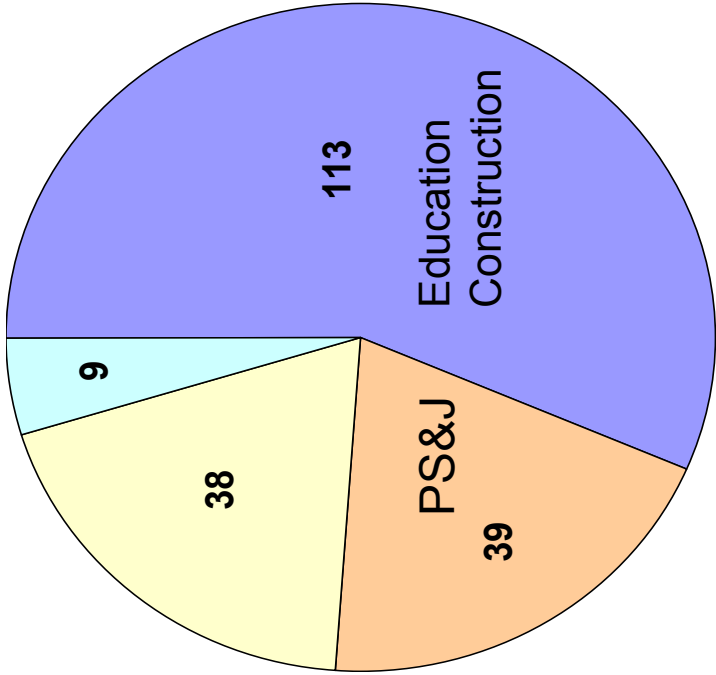
# Operation of Indian Programs – By Activity



	FY 2008	Net	FY 2009	Net	FY 2010
	ENACTED	Change	ENACTED	Change	PRESIDENT'S BUDGET
Tribal Government	400	3	403	14	417
Human Services	139	-2	137	0	137
Trust - Natural Resources Management	147	1	148	13	161
Trust - Real Estate Services	148	2	150	2	152
Public Safety and Justice	244	27	271	33	304
Community and Economic Development	39	4	44	0	44
Executive Direction and Administrative Services	240	20	260	8	268
BUREAU OF INDIAN EDUCATION	690	27	716	80	796
<b>TOTAL, Operation of Indian Programs</b>	<b>2,048</b>	<b>81</b>	<b>2,129</b>	<b>150</b>	<b>2,279</b>

Pgm Changes: Education: +72M; PS&J: +30M; TG: +\$8M; Trust NR: +11M

# Construction By Activity



	FY 2008		FY 2009		Pres	
	Enacted	Net Change	Enacted	Net Change	Budget	
Education Construction	144	(15)	129	(16)	113	
Public Safety and Justice Construction	14	+25	39	+0	39	
Resources Management Construction	38	+2	40	(2)	38	
Other Program Construction	8	+1	9	+0	9	
<b>TOTAL, CONSTRUCTION</b>	<b>204</b>	<b>+14</b>	<b>218</b>	<b>(18)</b>	<b>200</b>	

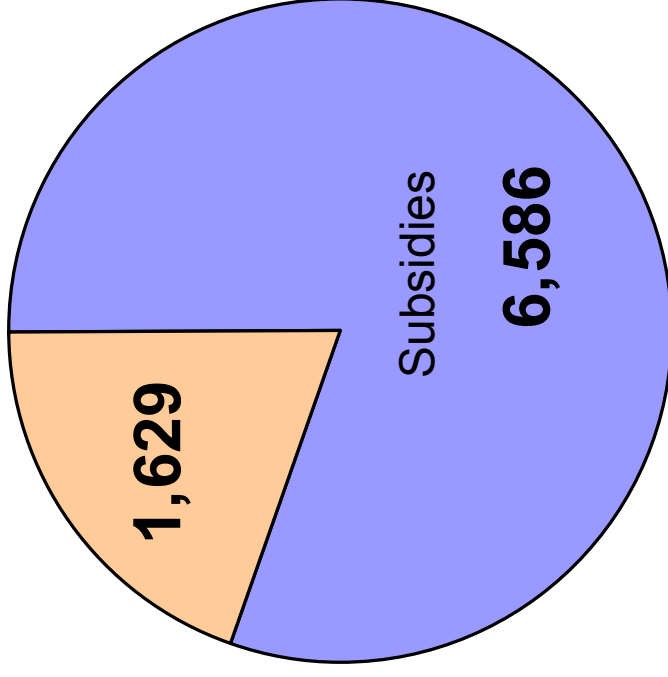
Replacement Facilities: Chinle Boarding School Kitchen/Dining Facility, AZ; Keams Canyon Elementary, AZ; Riverside Indian School Dorm, OK; Pine Ridge Det/Justice Ctr, SD.



# Land & Water Settlements/Miscellaneous Payments

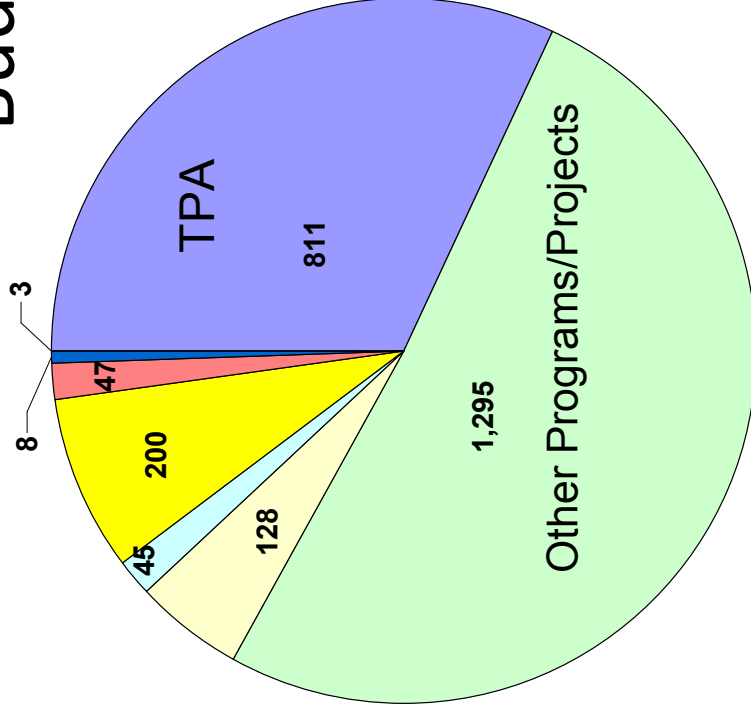
	FY 2008	Net	FY 2009	Net	FY 2010
	Enacted	Change	Enacted	Change	Pres
					Budget
<b>Land Settlements:</b>					
White Earth Land Settlement Act (Adm.)	625		625		625
Hoopla-Yurok Settlement	250		250		250
<b>Water Settlements:</b>					
Pyramid Lake Water Rights Settlement	142		142		142
Nez Perce/Snake River	15,463	(253)	15,210	+253	15,463
Navajo Water Resources Development Trust Fund				+6,000	6,000
Duck Valley Water Rights Settlement				+12,000	12,000
<b>Miscellaneous Payments:</b>					
Rocky Boys O&M Trust Fund	7,500	(7,500)			
Puget Sound Regional Shellfish Settlement	7,000	(4,000)	3,000	+2,000	5,000
Pueblo of Isleta Settlement	2,400		2,400		2,400
Soboba Band of Luiseno Indians Settlement				+5,500	5,500
Settlement Rounding Adjustment	158	(158)			
<b>TOTAL, SETTLEMENTS/MISC. PAYMENTS</b>	<b>33,538</b>	<b>(11,911)</b>	<b>21,627</b>	<b>+25,753</b>	<b>47,380</b>

# Indian Guaranteed Loan Program

[illegible]

## No Program Changes

# Budget Distribution



- Tribal Priority Allocations
- Other Programs/Projects
- Central
- Regional
- Construction
- Settlements/Miscellaneous Payments
- Loans
- Indian Land Consolidation Program

## TPA changes:

Contract Spt: +\$5.5M

ISDF: +\$2M

ARMPs: +\$2M

Scholarships: +\$5M

Tribal Courts: +\$5M

Fixed Costs: +\$8M

	FY 2008	Net	FY 2009	Net	FY 2010
	ENACTED	Changes	ENACTED	Changes	PRESIDENT'S BUDGET
Tribal Priority Allocations	774	12	786	25	811
Other Programs/Projects	1,111	69	1,180	115	1,295
Central	118	1	119	9	128
Regional	44	-1	43	2	45
Construction	204	14	218	-18	200
Settlements/Miscellaneous Payments	34	-12	22	25	47
Loans	6	2	8	0	8
Indian Land Consolidation Program	* [10]		* [0]	3	3
Total :	2,291	85	2,376	161	2,537
* Included in the Office of the Special Trustee Budget					



# Questions?