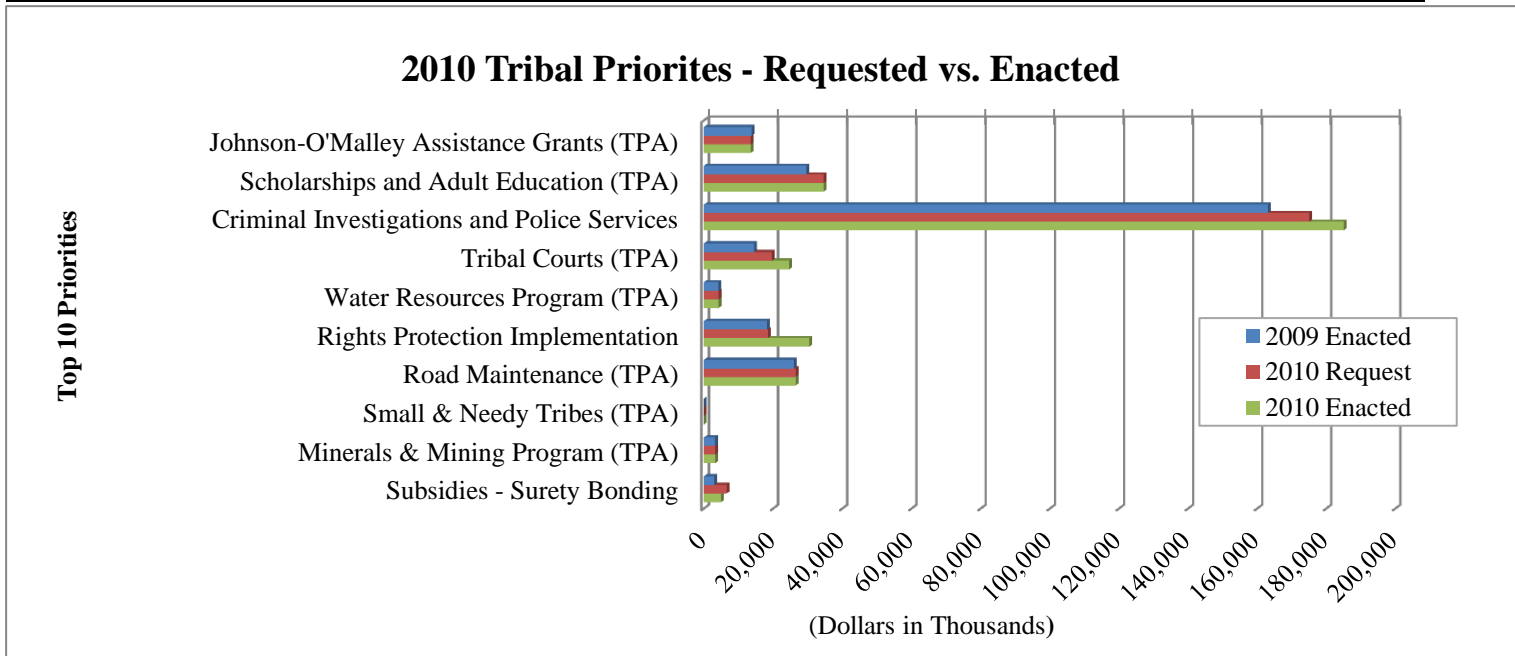
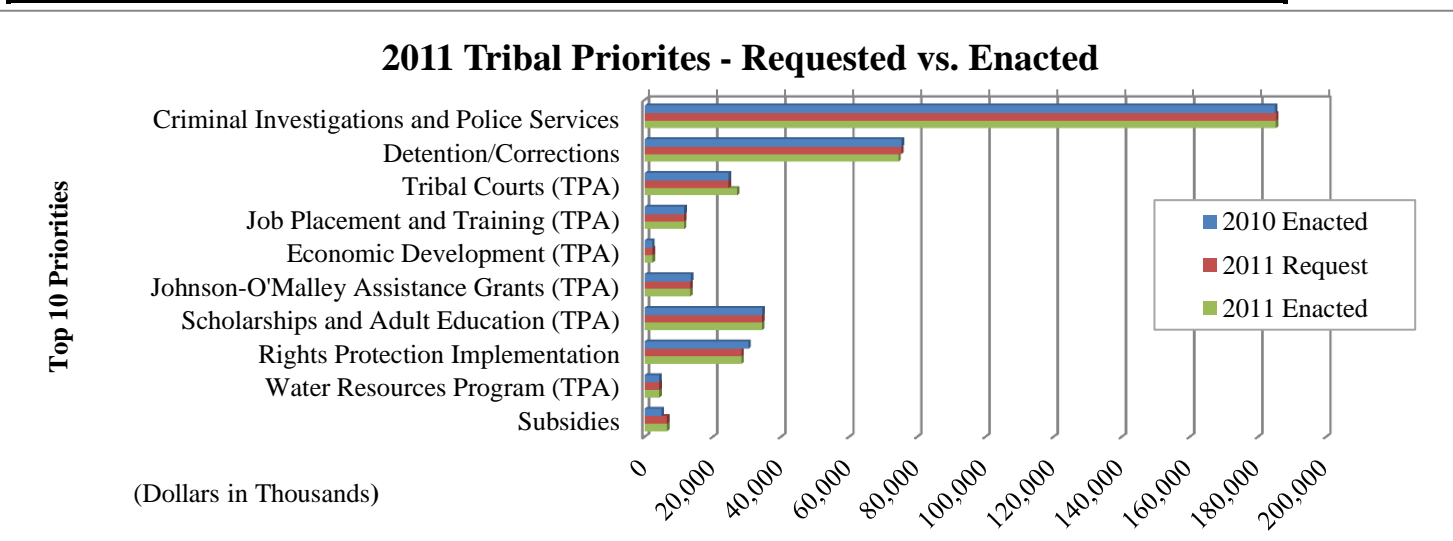


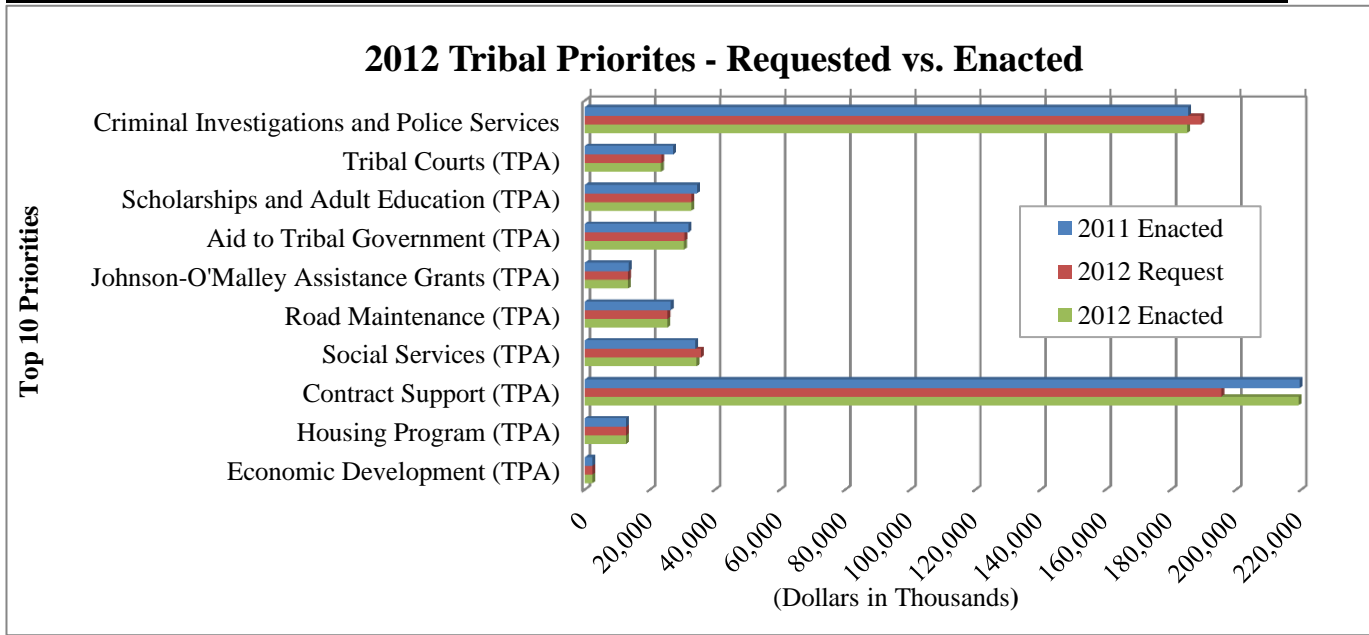
Top 10 Priorities for 2010	2009	2010			
	2009 Enacted	2010 Request	+/- From Enacted	2010 Enacted	+/- From Request
Johnson-O'Malley Assistance Grants (TPA)	13,797	13,589	-208	13,589	0
Scholarships and Adult Education (TPA)	29,663	34,585	4,922	34,585	0
Criminal Investigations and Police Services	163,148	175,053	11,905	185,053	10,000
Tribal Courts (TPA)	14,508	19,704	5,196	24,704	5,000
Water Resources Program (TPA)	4,215	4,260	45	4,260	0
Rights Protection Implementation	18,250	18,451	201	30,451	12,000
Road Maintenance (TPA)	26,046	26,490	444	26,490	0
Small & Needy Tribes (TPA)	0	0	0	0	0
Minerals & Mining Program (TPA)	3,174	3,265	91	3,265	0
Subsidies - Surety Bonding	3,000	6,586	3,586	5,000	-1,586



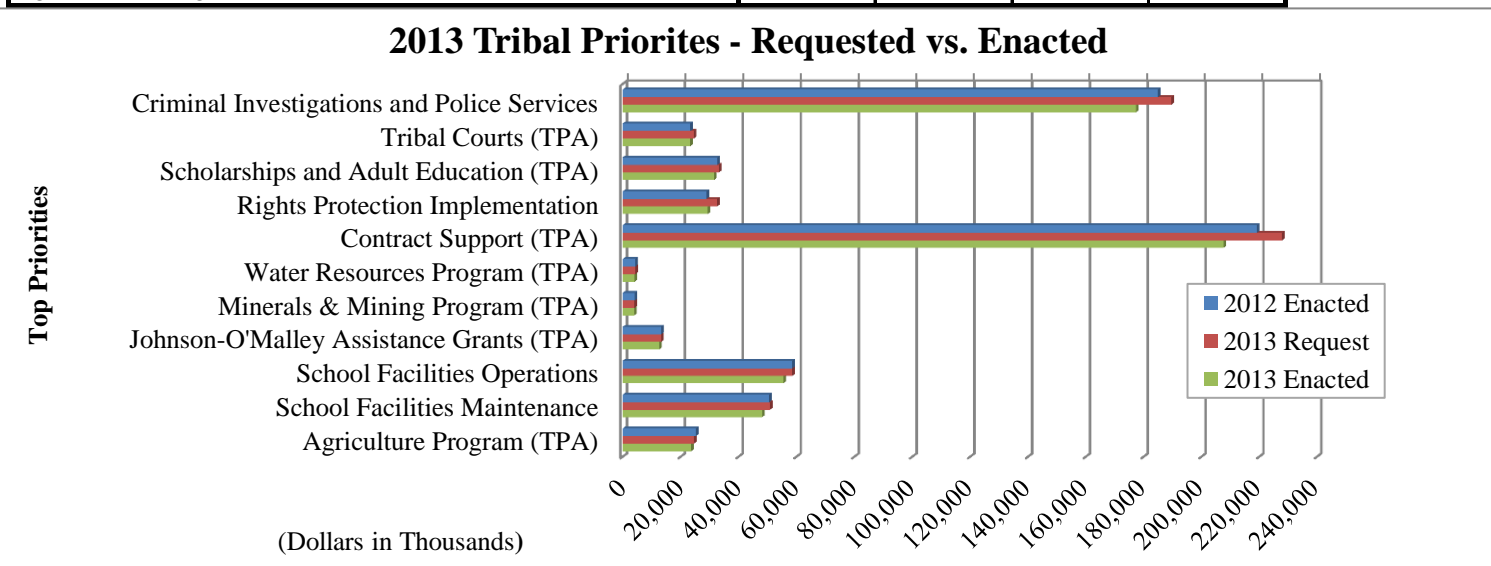
Top 10 Priorities for 2011	2011			
	2011 Request	+/- From Enacted	2011 Enacted	+/- From Request
Criminal Investigations and Police Services	185,372	319	185,315	-57
Detention/Corrections	75,328	-105	74,492	-836
Tribal Courts (TPA)	24,681	-23	27,088	2,407
Job Placement and Training (TPA)	11,567	-87	11,552	-15
Economic Development (TPA)	2,368	127	2,371	3
Johnson-O'Malley Assistance Grants (TPA)	13,434	-155	13,416	-18
Scholarships and Adult Education (TPA)	34,468	-117	34,432	-36
Rights Protection Implementation	28,451	-2,000	28,442	-9
Water Resources Program (TPA)	4,331	71	4,337	6
Subsidies	6,586	1,586	6,573	-13



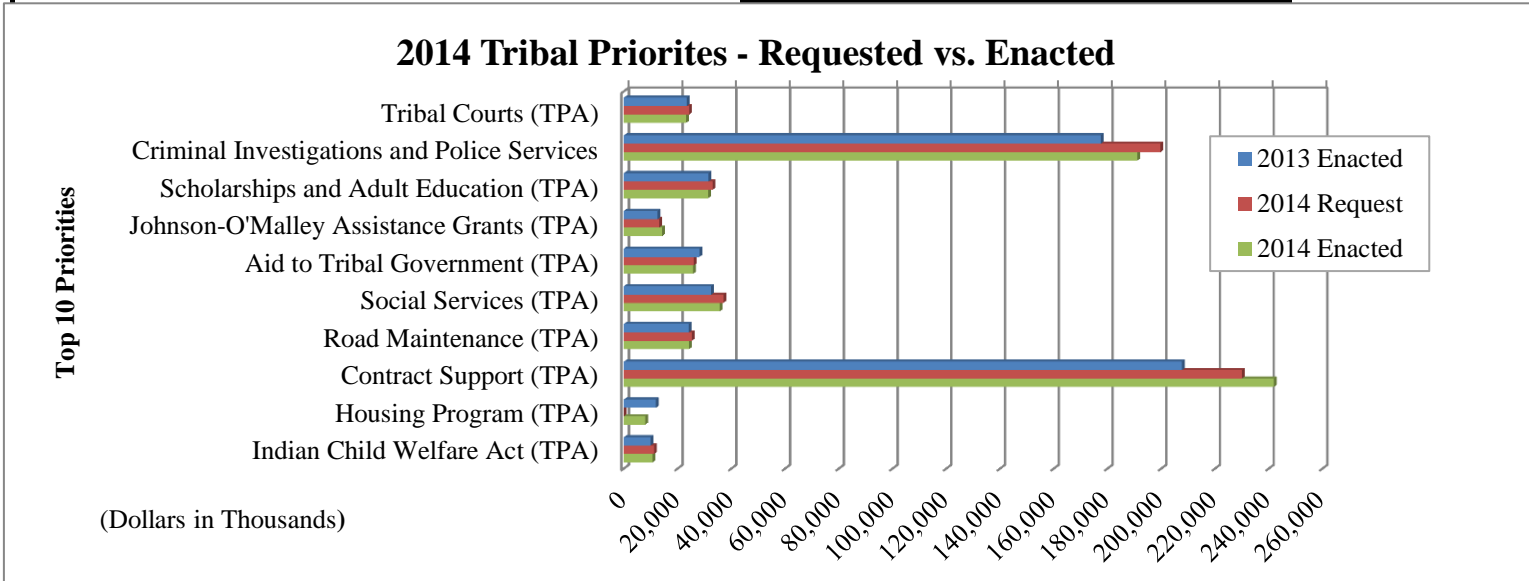
Top 10 Priorities for 2012	2012			
	2012 Request	+/- From Enacted	2012 Enacted	+/- From Request
Criminal Investigations and Police Services	189,299	3,984	185,018	-4,281
Tribal Courts (TPA)	23,445	-3,643	23,407	-38
Scholarships and Adult Education (TPA)	32,782	-1,650	32,730	-52
Aid to Tribal Government (TPA)	30,541	-1,345	30,492	-49
Johnson-O'Malley Assistance Grants (TPA)	13,325	-91	13,304	-21
Road Maintenance (TPA)	25,431	-959	25,390	-41
Social Services (TPA)	35,627	1,748	34,324	-1,303
Contract Support (TPA)	195,490	-24,070	219,209	23,719
Housing Program (TPA)	12,619	21	12,599	-20
Economic Development (TPA)	2,346	-25	2,342	-4



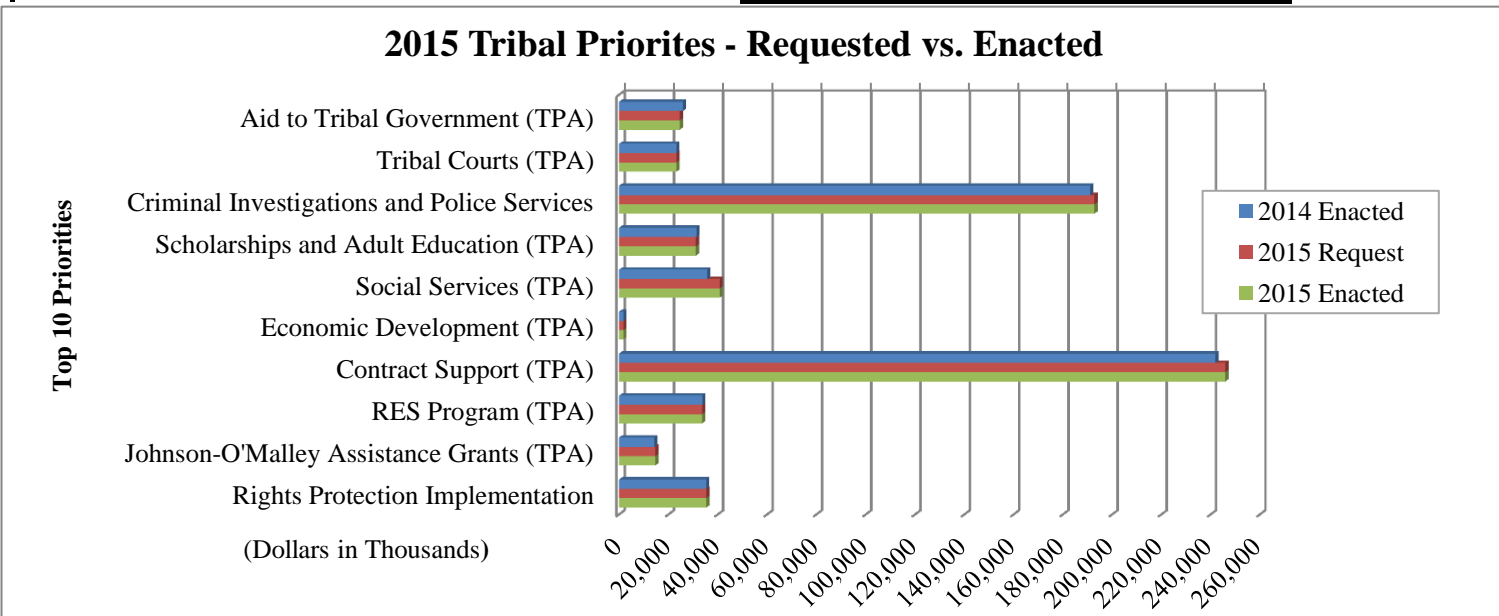
Top Priorities for 2013	2013			
	2013 Request	+/- From Enacted	2013 Enacted	+/- From Request
Criminal Investigations and Police Services	189,662	4,644	177,479	-12,183
Tribal Courts (TPA)	24,567	1,160	23,404	-1,163
Scholarships and Adult Education (TPA)	33,256	526	31,560	-1,696
Rights Protection Implementation	32,645	3,669	29,437	-3,208
Contract Support (TPA)	228,000	8,791	207,743	-20,257
Water Resources Program (TPA)	4,385	40	4,162	-223
Minerals & Mining Program (TPA)	4,086	-122	3,955	-131
Johnson-O'Malley Assistance Grants (TPA)	13,286	-18	12,615	-671
School Facilities Operations	58,629	64	55,521	-3,108
School Facilities Maintenance	50,913	248	48,190	-2,723
Agriculture Program (TPA)	24,641	-734	23,734	-907



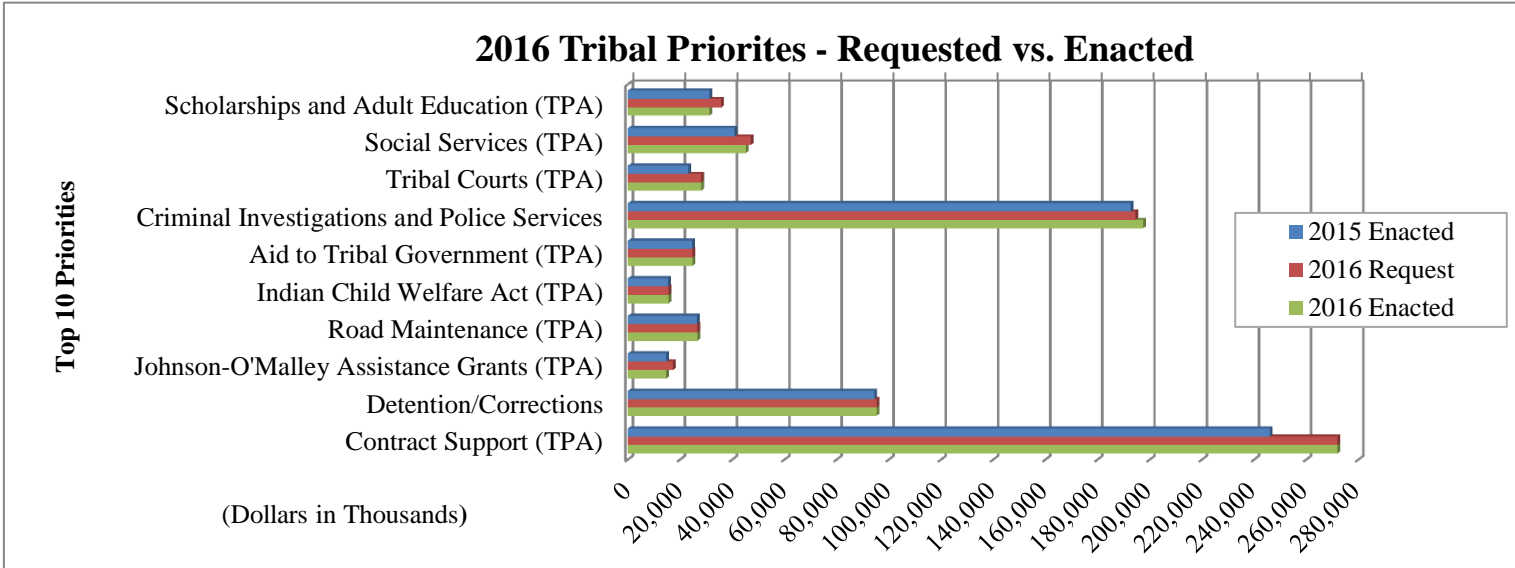
Top 10 Priorities for 2014	2014			
	2014 Request	+/- From Enacted	2014 Enacted	+/- From Request
Tribal Courts (TPA)	24,387	983	23,241	-1,146
Criminal Investigations and Police Services	199,733	22,254	191,145	-8,588
Scholarships and Adult Education (TPA)	33,039	1,479	31,350	-1,689
Johnson-O'Malley Assistance Grants (TPA)	13,134	519	14,338	1,204
Aid to Tribal Government (TPA)	26,092	-2,075	25,839	-253
Social Services (TPA)	37,020	4,526	35,763	-1,257
Road Maintenance (TPA)	25,320	1,197	24,303	-1,017
Contract Support (TPA)	230,000	22,257	242,000	12,000
Housing Program (TPA)	0	-11,943	8,000	8,000
Indian Child Welfare Act (TPA)	11,241	1,246	10,710	-531



Top 10 Priorities for 2015	2015			
	2015 Request	+/- From Enacted	2015 Enacted	+/- From Request
Aid to Tribal Government (TPA)	24,614	-1,225	24,614	0
Tribal Courts (TPA)	23,280	39	23,280	0
Criminal Investigations and Police Services	192,824	1,679	192,824	0
Scholarships and Adult Education (TPA)	31,190	-160	31,190	0
Social Services (TPA)	40,871	5,108	40,871	0
Economic Development (TPA)	1,706	-7	1,706	0
Contract Support (TPA)	246,000	4,000	246,000	0
RES Program (TPA)	33,642	-27	33,642	0
Johnson-O'Malley Assistance Grants (TPA)	14,739	401	14,739	0
Rights Protection Implementation	35,420	123	35,420	0



Top 10 Priorities for 2016	2016			
	2016 Request	+/- From Enacted	2016 Enacted	+/- From Request
Scholarships and Adult Education (TPA)	35,850	4,660	31,290	-4,560
Social Services (TPA)	47,179	6,308	45,179	-2,000
Tribal Courts (TPA)	28,173	4,893	28,173	0
Criminal Investigations and Police Services	194,504	1,680	197,504	3,000
Aid to Tribal Government (TPA)	24,833	219	24,833	0
Indian Child Welfare Act (TPA)	15,641	208	15,641	0
Road Maintenance (TPA)	26,693	232	26,693	0
Johnson-O'Malley Assistance Grants (TPA)	17,376	2,637	14,778	-2,598
Detention/Corrections	95,305	822	95,305	0
Contract Support (TPA)	272,000	26,000	272,000	0



Top 10 Priorities for 2016	2017			
	2017 Request	+/- From Enacted	2017 Enacted	+/- From Request
Scholarships and Adult Education (TPA)	38,063	6,773	34,783	-3,280
Aid to Tribal Government (TPA)	27,118	2,285	27,118	0
Tribal Courts (TPA)	30,753	2,580	30,753	0
Criminal Investigations and Police Services	197,936	432	202,000	4,064
Social Services (TPA)	57,343	12,164	52,343	-5,000
Indian Child Welfare Act (TPA)	18,946	3,305	18,946	0
Road Maintenance (TPA)	26,783	90	30,307	3,524
Housing Improvement Program (TPA)	9,708	1,687	9,708	0
Johnson-O'Malley Assistance Grants (TPA)	18,533	3,755	14,778	-3,755
Fish, Wildlife & Parks Projects	10,380	2,002	9,925	-455

